

Ecophon Hygiene Performance™ A C3

Ecophon Hygiene Performance A C3 is a wall to wall, sound-absorbing ceiling system intended for environments where there is a risk for slight contamination, and where cleaning is required on a regular basis. This system is recommended where humidity levels are occasionally high. Examples of applications: shower areas and swimming halls (under favorable and well controlled conditions). The system is classified B1 and B5 for zone 4 according to standard NF S 90-351 and clean room classified according ISO 5.

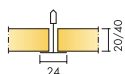
The system consists of Ecophon Hygiene Performance A tiles, which have a core of high density, 3rd generation glass wool and a painted cleanable Akutex™ TH surface. The back of the tile is covered with glass tissue. The edges are

primed. The supporting structure is a corrosion protected exposed Connect T24 C3 grid of specially treated steel with a high corrosion resistance. The weight of the system is 3-4 kg/m²(20 mm) and 5 kg/m²(40 mm). The tiles should be secured to the grid with Connect Hygiene clips in order to withstand pressure during cleaning and to minimise dirt traps.



Technopolis Yliopistoriide, Finland

SYSTEM RANGE



Size, mm	600x600	600x600	1200x600	1200x600
T24	•	•	•	•
Thickness (THK)	20	40	20	40
Inst. Diagr.	M254	M254	M254	M254



Hygiene Performance A tile



Hygiene Performance A system



Hygiene Performance A C3 section with Connect Hygiene clip 20



Connect Tape applicator for sealing of cut edges

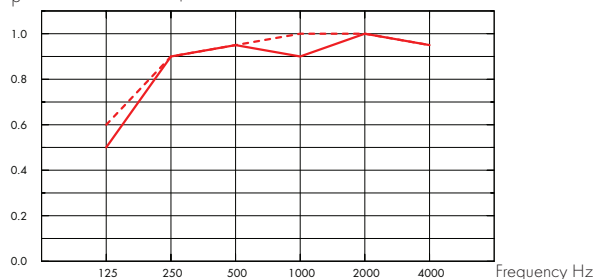


Acoustic

Sound Absorption:

Test results according to EN ISO 354. Classification according to EN ISO 11654, and the single value ratings for Noise Reduction Coefficient, NRC and Sound Absorption Average, SAA according to ASTM C 423.

α_p Practical sound absorption coefficient



— Hygiene Performance A 20 mm, 200 mm o.d.s.

- - - Hygiene Performance A 40 mm, 200 mm o.d.s.

o.d.s = overall depth of system

THK mm	o.d.s. mm	α_p Practical sound absorption coefficient						α_w	Sound absorption class
		125 Hz	250 Hz	500 Hz	1000 Hz	2000 Hz	4000 Hz		
20	200	0,50	0,90	0,95	0,90	1,00	0,95	0,95	A
40	200	0,60	0,90	0,95	1,00	1,00	0,95	1,00	A

THK mm	o.d.s. mm	NRC	SAA
20	200	0,95	0,93
40	200	0,95	0,98



Accessibility

The tiles are demountable. Minimum demounting depth according to installation diagram. The tiles are secured using clips to allow for effective cleaning. The clips are easily removable from above the ceiling. An easy-to-open Connect Inspection hatch is available to simplify access to the ceiling void.



Cleanability

Daily dusting and vacuum cleaning. Weekly wet wiping. Steam cleaning four times/year and low pressure hosing twice a year. Can withstand the use of common disinfecting chemicals. Withstand the use of hydrogen peroxide vapor.



Visual appearance

White 010, nearest NCS colour sample S 0502-Y, 84% light reflectance.



Influence of climate

The tiles withstand a permanent ambient RH up to 95% at 30°C without sagging, warping or delaminating (ISO 4611). A higher temperature/moisture is permissible during washing as stated above. Microbiological growth class 0 according to ASTM G 21-96. Fulfills the requirements B1 and B5 of zone 4 according to NF S90-351. The grid and accessories meet the demands of corrosion class C3 according to EN ISO 12944-2.



Indoor Climate

Certificate / Label

Finish M1	•
French VOC, A+	•
Swedish Asthma and Allergy Association	•
Danish Indoor Climate Label	•
California Emission Regulation, CDPH	•

Can be used in rooms classified as ISO class 5 according to ISO 14644-1.



Environmental influence

Certificate / Label

The Nordic Ecolabel	•
---------------------	---

Fully recyclable.



CO₂

Kg CO ₂ equiv/m ²	3,6
---	-----

From EPD in conformity with ISO 14040



Fire safety

Country	Standard	Class
Europe	EN 13501-1	A2-s1,d0

The glass wool core of the tiles is tested and classified as non-combustible according to EN ISO 1182. The systems are classified as fire protective covering according to NT FIRE 003.



Mechanical properties

See table about Max live load and Min load bearing capacity and Functional demands, Mechanical properties at www.ecophon.com.



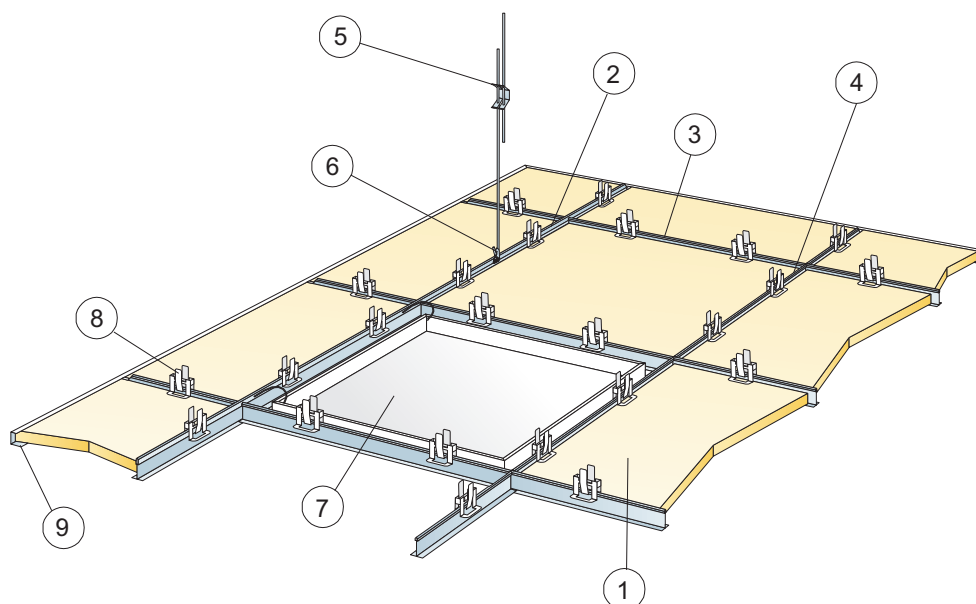
Installation

Installed according to installation diagrams, installation guides and drawing aid. Cut panels must be sealed with Connect sealing tape using the Connect Tape applicator, or Connect Edge sealant. Penetrations must be sealed with a suitable sealant.



CE

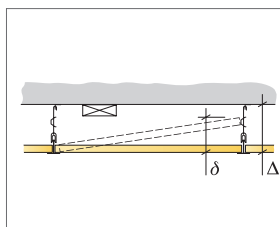
The CE marking confirms important product performance such as sound absorption, emissions, fire safety and load bearing capacity. All Ecophon ceiling products are CE marked according to European standard EN13964, and individual product performance is declared in Declaration of Performance (DoP) documents.



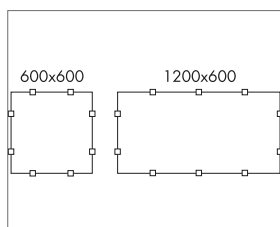
© Ecophon Group

QUANTITY SPECIFICATION (EXCL. WASTAGE)

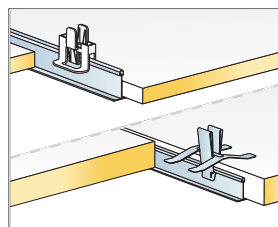
		Size, mm	
		600x600	1200x600
1	Hygiene Performance A	2,8/m ²	1,4/m ²
2	Connect T24 Main runner C3, installed at 1200 mm centres	0,9m/m ²	0,9m/m ²
3	Connect T24 Cross tee C3, L=1200 mm, installed at 600 mm centres	1,7m/m ²	1,7m/m ²
4	Connect T24 Cross tee C3, L=600 mm	0,9m/m ²	-
5	Connect Adjustable hanger C3, c1200 (max distance from wall 600 mm)	0,7/m ²	0,7/m ²
6	Connect Hanger clip (not to be used in swimming hall environments)	0,7/m ²	0,7/m ²
7	Connect Inspection hatch C3	as required	as required
8	Connect Hygiene clip 20	11/m ²	7/m ²
9	Connect Hygiene clip 40	11/m ²	7/m ²
10	Connect Channel trim C3, fixed c300 (for 20 mm thickness)	as required	as required
11	Connect Channel trim C3, fixed c300 (for 40 mm thickness)	as required	as required
Δ Min. overall depth of system: 150 mm			
δ Min. demounting depth 20 mm: 150 mm			
δ Min. demounting depth 40 mm: 170 mm			



See Quantity specification



Arrangement of clips



Clips for keeping tiles in position

Size, mm	Max live load [N]	Min load bearing capacity [N]
600x600	50	160
1200x600	50	160

Live load/load bearing capacity